

No. C11018/2/2024-C-1 (E-10300)
STAFF SELECTION COMMISSION

Subject: Uploading of Tentative Answer Keys along with Candidates' Response Sheet(s) of Combined Graduate Level Examination (Tier-I), 2024 – reg.

Tier-I of Combined Graduate Level Examination 2024 was conducted by the Commission from 09.09.2024 to 26.09.2024 at different centres all over the country.

2. The candidate's Response Sheets along with the tentative Answer Keys are now available and the same can be accessed through the website of the Commission (i.e. <https://ssc.gov.in/>). The candidates may log in using their Registration Number and Password during the period specified. **Details of instructions to access response Sheet/Answer Key Challenge are annexed.**

3. Representations in respect of the tentative Answer Keys, if any, may be submitted online from **03.10.2024 (6.00 PM) to 06.10.2024 (6.00 PM)** on payment of Rs.100/-per question/answer challenged. Representations received after **6.00 PM on 06.10.2024** will not be entertained under any circumstances.

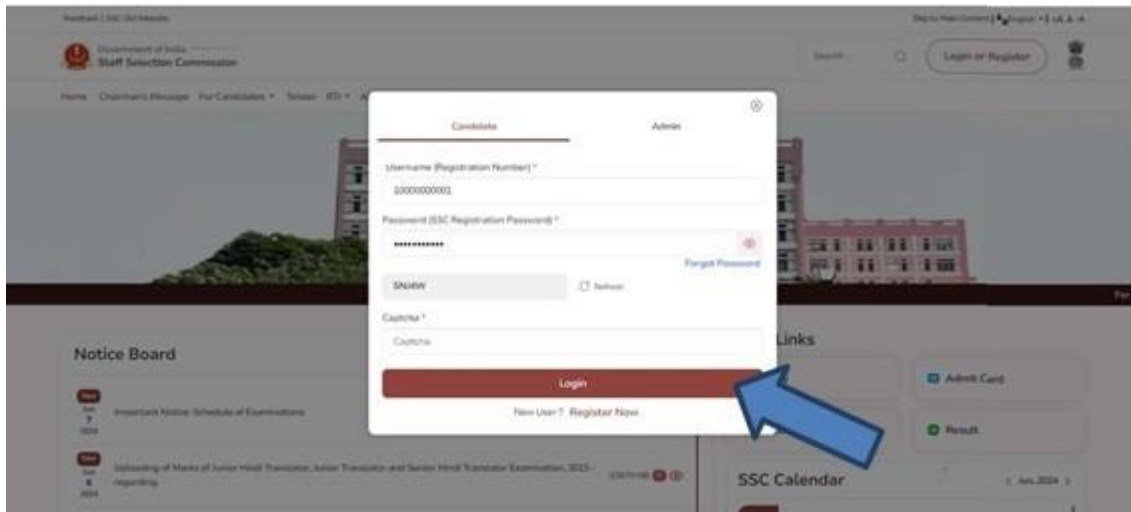
4. Candidates may take a print out of their respective Response Sheets, as the same will not be available after the above specified time limit.

Under Secretary (C-1)
Dated: 03.10.2024

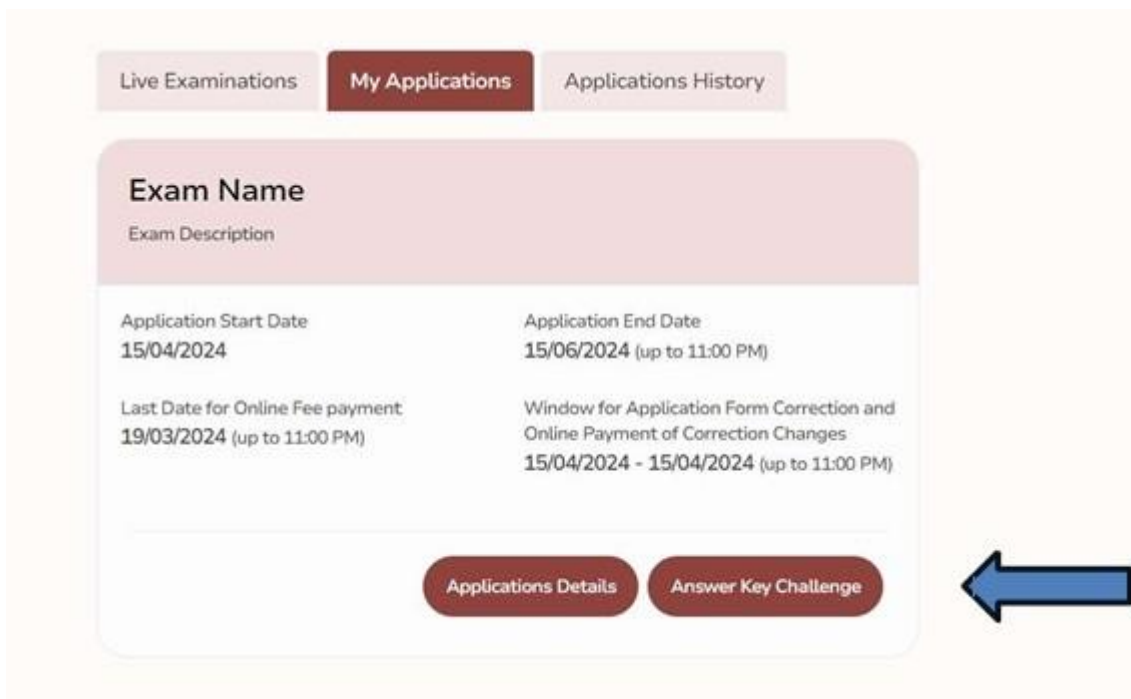
ANNEXURE

How to log in to access Response Sheet(s) along with Tentative Answer Keys and to challenge Tentative Answer Keys, if any.

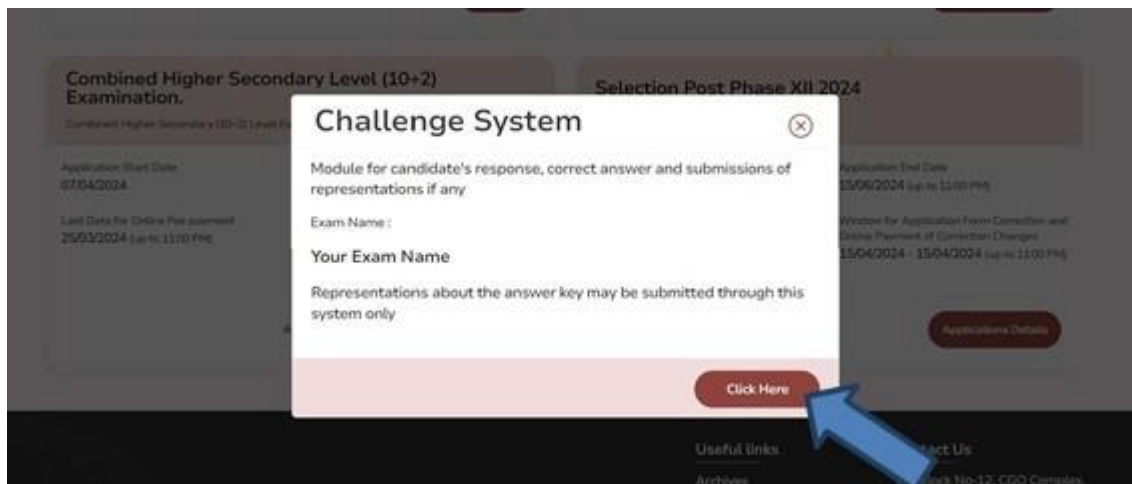
1. Click on 'Login'



2. Click on 'Answer Key Challenge' as given below



3. Click on 'Click Here'



4. Click on 'Login'



5. Click on Proceed for payment



6. Click on 'Pay'

The screenshot shows a 'Make a payment' modal window overlaid on a page titled 'Payment Information'. The modal has a title 'Make a payment' and a close button. It contains two input fields: 'Fees Payment Mode' with a dropdown arrow and 'Amount'. A red 'Pay' button is at the bottom right of the modal, with a blue arrow pointing to it. In the background, the 'Payment Information' section shows details for a 'Junior Engineer (Civil, Mechanical & Electrical) Examination' and a 'Challenges Submitted by you' table with columns: Roll No., Exam Name, Exam Date and Shift, Question ID, Nature of Objection, and Submit Time.

7. Click on 'Submit'

The screenshot shows a challenge submission form with the following fields: 1. Roll Number* (text input), 2. Exam Date & Shift* (dropdown menu), 3. Question ID* (text input), 4. Nature of Objection* (dropdown menu), and 5. Reason (Optional) (text area). A 'Submit' button is located at the bottom right of the form, with a blue arrow pointing to it. The page header includes the 'Staff Selection Commission' logo and name.

The screenshot shows a confirmation message: 'Your Challenge has been submitted successfully' with a green checkmark icon. Below the message is a link 'Click here' and a 'Print' button. Below this is a table titled 'Challenges Submitted by you' with the following data:

Roll No.	Exam Name	Exam Date and Shift	Question ID	Nature of Objection	Submit Time
720030902	Junior Engineer (Civil, Mechanical & Electrical) Examination	05/02/24/PM1, 07th June 2024, 09:00 AM	83009040598	Multiple Correct Answers	2024-06-12T11:09:36.002Z
720030902	Junior Engineer (Civil, Mechanical & Electrical) Examination	05/02/24/PM1, 07th June 2024, 09:00 AM	830080376977	Incorrect Answer Key	2024-06-12T10:44:28.641Z
720030902	Junior Engineer (Civil, Mechanical & Electrical) Examination	07/02/24/PM2, 07th June 2024, 03:00 PM	830080278811	Incorrect Answer Key	2024-06-12T10:52:41.426Z